


## BALL-CAGE LINEAR RAIL

The SF ball-cage series are a very simple linear rail formed by one or more sliders moving in a ball-cage inside a longer rail.

The components are the same of the SR series with the same excellent characteristics.



### Main innovations

- Constant smooth movement
- Complete overall nitriding hardened profiles with high resistance to wear
- Constant preload, unlike zinc plated slides
- Smooth black finish

### Main load capacity

- Large ball diameter
- Increased number of balls per ball-cage
- Nitriding hardened raceways for increased load capacity

### Main resistance to impacts

- Shaped ball-cage to offer more rigid ball-cage
- Improved stoppers
- Reduced ball-cage creeping problems

### Main corrosion resistance


- T NOX treatment to provide high standard corrosion resistance, much superior to traditional zinc plated slides
- Version with INOX components available



## SF standard

The series SF is composed of a slider, moving inside the outer rail and ball-cage. The stroke is limited by the ball-cage and length of outer rail.

Many standard versions are available.



## SF with double sliders in same ball-cage

On request is provided 2 sliders moving along the same rail and ball-cage. Version dedicated for applications with a long mobile part.

The slider and rail versions are selected among the standard versions.

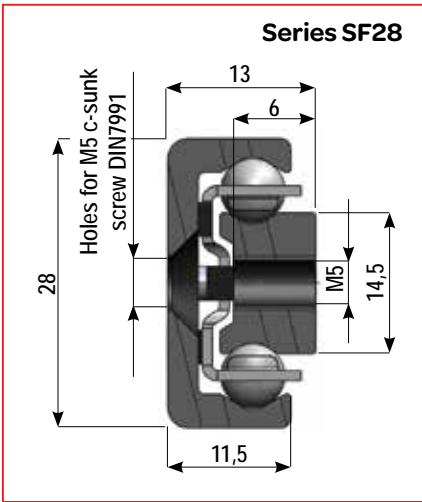
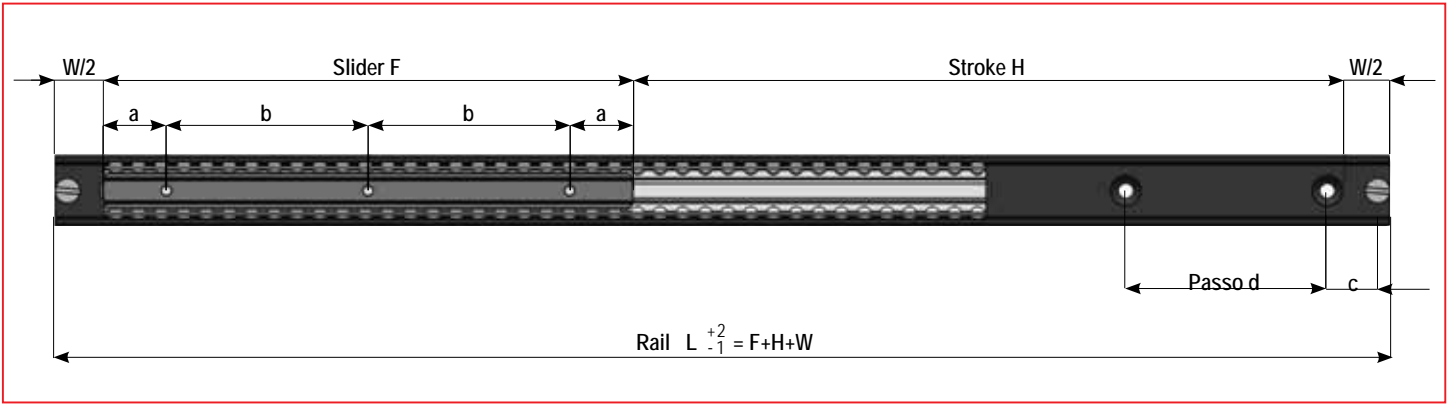


## SF with double slider in independent ball-cages

On request is provided version with 2 sliders, each moving in its own independent ball-cage, to allow opposite movement direction, hence a 2 door sliding system.

The slider and rail versions are selected among the standard versions.





Order code ex.:  
**SF28-80-250-370**

Slider length F      Stroke H      Rail length L

The SF ball-cage series are a linear rail with one or more sliders moving in a ball-cage, inside a longer rail. The components are the same as SR.

The product code is obtained, by first selecting the slider length, then based on required stroke, is selected the rail length, according to :  $L = F + H + W$ .

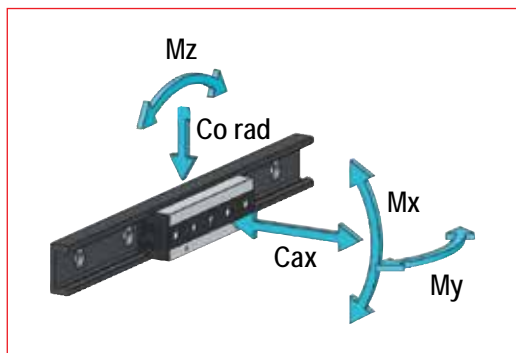
Where W is a constant of 40 mm for series SF28.

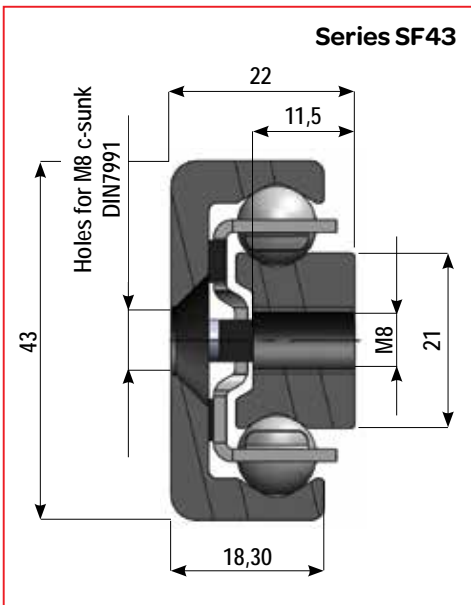
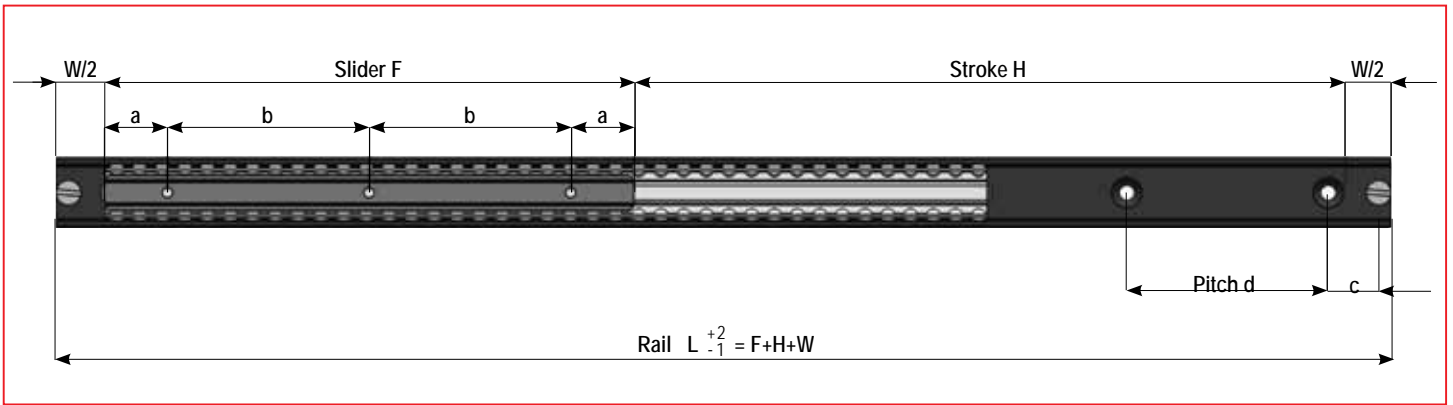
The version SRX28 for high corrosion resistance, have all components in INOX, except the profiles. SXR28 has same dimensions and performance as SR28.

Slider					Weight: 0,7 kg/m				
F (mm)	a (mm)	b (mm)	n° holes	C Dynamic	Load capacity				
					Co rad (N)	Co ax (N)	Mx (Nm)	My (Nm)	Mz (Nm)
60	10	20	3	3672	3600	2280	26	23	36
80	10	20	4	4896	4800	3040	35	41	64
130	25	80	2	7956	7800	4940	57	107	169
210	25	80	3	12852	12600	7980	93	279	441
290	25	80	4	17748	17400	11020	128	533	841
370	25	80	5	22644	22200	14060	163	867	1369
450	25	80	6	27540	27000	17100	198	1283	2025

Rail				Weight: 1 kg/m
L (mm)	c (mm)	d (mm)	n° holes	W (mm)
130	25	80	2	40
210	25	80	3	40
290	25	80	4	40
370	25	80	5	40
450	25	80	6	40
530	25	80	7	40
610	25	80	8	40
690	25	80	9	40
770	25	80	10	40
850	25	80	11	40
930	25	80	12	40
1010	25	80	13	40
1170	25	80	15	40
1330	25	80	17	40
1490	25	80	19	40
1650	25	80	21	40

Can be produced on request solutions with more sliders within the same ball-cage or with more sliders inside separate ball-cages. The sliders (F) and the rails (L) length could be selected among the standard versions.





Order code ex.:  
**SF43-210-350-610**

Slider length F

Stroke H

Rail length L

The SF ball-cage series are a linear rail with one or more sliders moving in a ball-cage, inside a longer rail. The components are the same as SR.

The product code is obtained, by first selecting the slider length, then based on required stroke, is selected the rail length, according to :  $L = F + H + W$ .

Where W is a constant of 50 mm for series SF43.

The version SRX43 for high corrosion resistance, have all components in INOX, except the profiles. SXR43 has same dimensions and performance as SR43.

Slider					Weight: 1,8 kg/m				
F (mm)	a (mm)	b (mm)	n° holes	C Dynamic	Load capacity				
					Co rad (N)	Co ax (N)	Mx (Nm)	My (Nm)	Mz (Nm)
130	25	80	2	15587	14300	9230	162	200	310
210	25	80	3	25179	23100	14910	262	522	809
290	25	80	4	34771	31900	20590	361	995	1542
370	25	80	5	44363	40700	26270	461	1620	2510
450	25	80	6	53955	49500	31950	561	2396	3713
530	25	80	7	63547	58300	37630	660	3324	5150
610	25	80	8	73139	67100	43310	760	4403	6822

Can be produced on request solutions with more sliders within the same ball-cage or with more sliders inside separate ball-cages. The sliders (F) and the rails (L) length could be selected among the standard versions.

Rail					Weight: 2,4 kg/m
L (mm)	c (mm)	d (mm)	n° holes	W (mm)	
290	25	80	4	50	
370	25	80	5	50	
450	25	80	6	50	
530	25	80	7	50	
610	25	80	8	50	
690	25	80	9	50	
770	25	80	10	50	
850	25	80	11	50	
930	25	80	12	50	
1010	25	80	13	50	
1170	25	80	15	50	
1330	25	80	17	50	
1490	25	80	19	50	
1650	25	80	21	50	
1810	25	80	23	50	
1970	25	80	25	50	